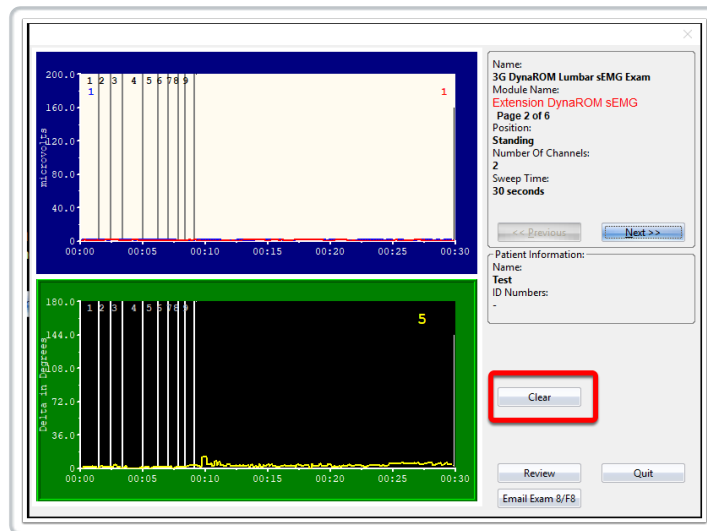


# How to Redo a Motion During a DynaROM Exam

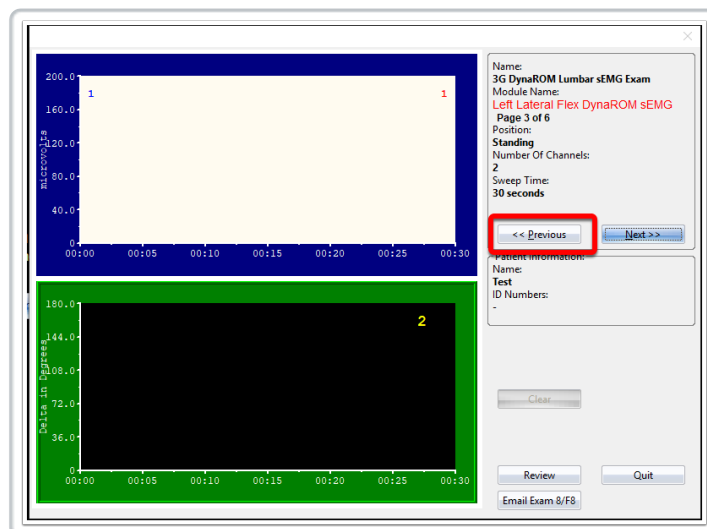
Last Modified on 05/15/2019 10:04 am PDT

Need to go back and redo a DynaROM motion? It's as simple as a couple of button clicks.

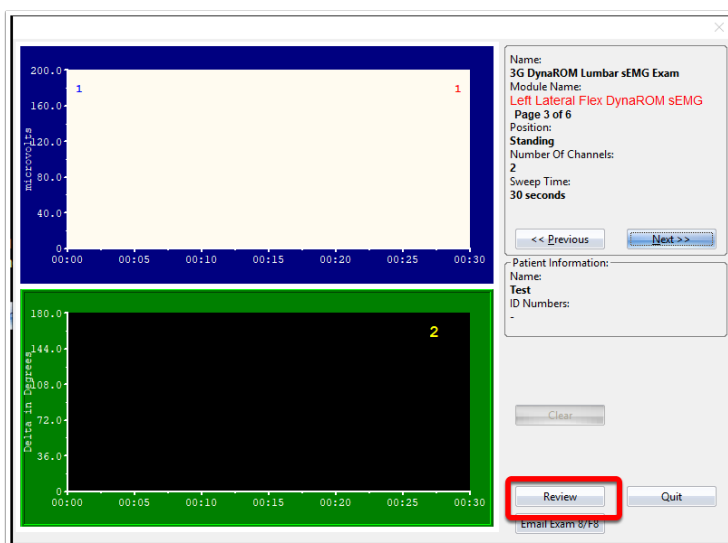
If you just completed a motion and have not moved to the next screen yet, click the "Clear" button to clear the data for that motion and redo.



If you have moved on to the next motion but have not started it yet, click the "<< Previous" button to go back and redo the previous motion.



You can also click the "Review" button to view the previous results. Click "Next >>" to move to the next screen.



At the end of exam, there is another opportunity to either Save or Redo part of the exam.

