

How Do I Enter my Software Registration Key?

Last Modified on 05/14/2018 12:40 pm PDT

Summary

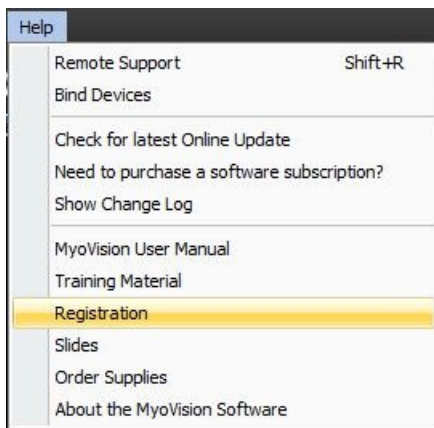
This document shows you how to register your MyoVision software.

Before you Begin

1. Open the MyoVision software
2. Make sure you have your **Registration Key**. If you do, you can skip to **How to Enter Your Registration Key** below.
3. If you cannot locate your registration key
 - Check your inbox for your registration email from reg@myovision.com (check your spam folder too)
 - If you cannot locate the Registration email, you can click [here](#) to request a copy of your **Registration Key**
4. If you do not have a **Registration Key** you will need to purchase one, either as an **Annual Software Subscription** to receive feature updates as they become available, or a one-time purchase of the **Latest Feature Pack** which will receive bug fixes, but no new features.

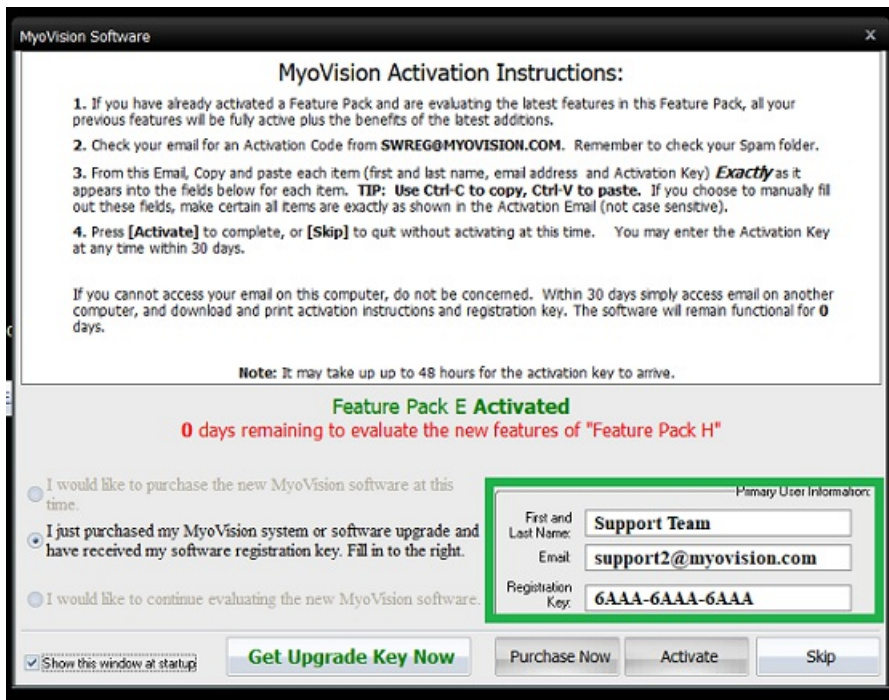
How to Enter Your Registration Key

1. Go to "Help" and select "Registration."

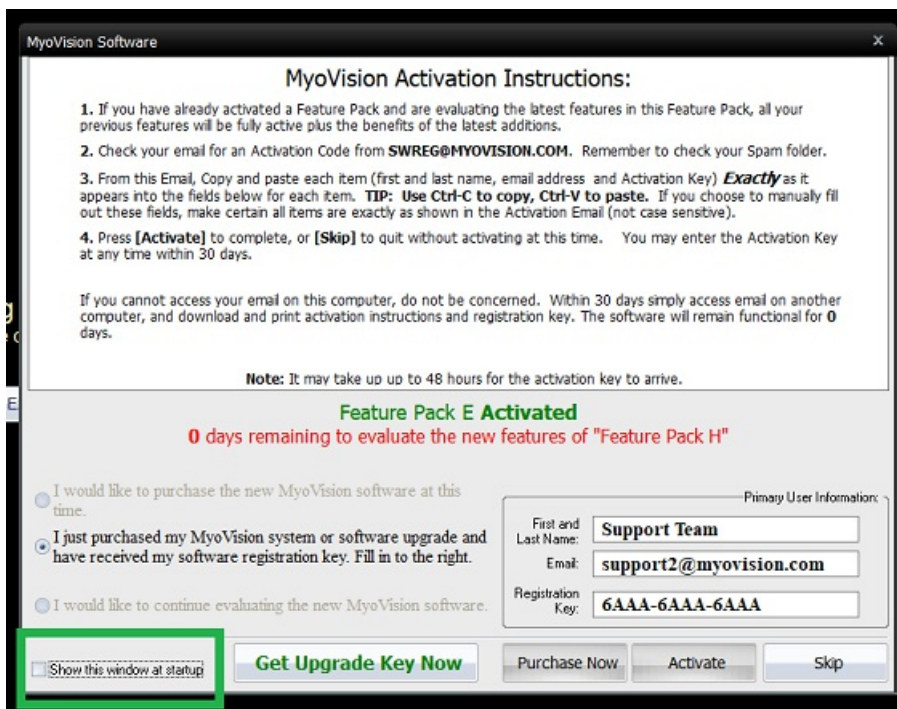


2. Enter Registration Information

- In the Registration Window, enter the first and last name, email address, and **Registration Key** exactly as it appears in the **Registration Key Email**. Using copy/paste is recommended.



- Optionally, uncheck "Show this window at startup" if you do not want reminders when you need to update MyoVision



3. Click Activate

- Note: If the Activate button isn't clickable, that means the name, email, and key don't match exactly what's in the registration email

MyoVision Software

MyoVision Activation Instructions:

1. If you have already activated a Feature Pack and are evaluating the latest features in this Feature Pack, all your previous features will be fully active plus the benefits of the latest additions.
2. Check your email for an Activation Code from **SWREG@MYOVISION.COM**. Remember to check your Spam folder.
3. From this Email, Copy and paste each item (first and last name, email address and Activation Key) **Exactly** as it appears into the fields below for each item. **TIP: Use Ctrl-C to copy, Ctrl-V to paste.** If you choose to manually fill out these fields, make certain all items are exactly as shown in the Activation Email (not case sensitive).
4. Press **[Activate]** to complete, or **[Skip]** to quit without activating at this time. You may enter the Activation Key at any time within 30 days.

If you cannot access your email on this computer, do not be concerned. Within 30 days simply access email on another computer, and download and print activation instructions and registration key. The software will remain functional for **0** days.

Note: It may take up to 48 hours for the activation key to arrive.

Feature Pack E Activated
0 days remaining to evaluate the new features of "Feature Pack H"

I would like to purchase the new MyoVision software at this time.

I just purchased my MyoVision system or software upgrade and have received my software registration key. Fill in to the right.

I would like to continue evaluating the new MyoVision software.

Show this window at startup

Primary User Information:

First and Last Name:

Email:

Registration Key: